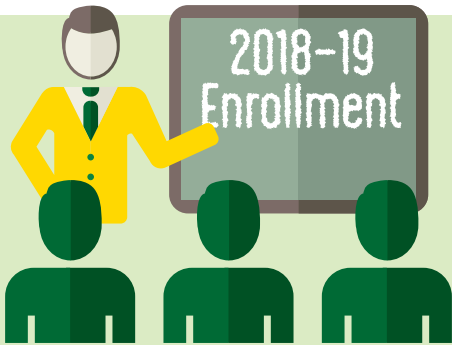


ENROLLMENT FACTS | 2018-19

Credit Students



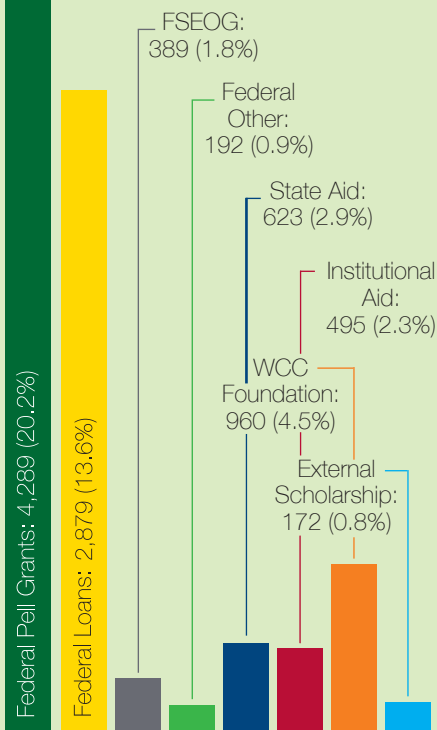
Credit headcount

21,234

FINANCIAL AID

6,121 WCC students receive some form of financial aid.

A breakdown of aid received:



DUAL ENROLLMENT

787 New Students

65 Schools Participating

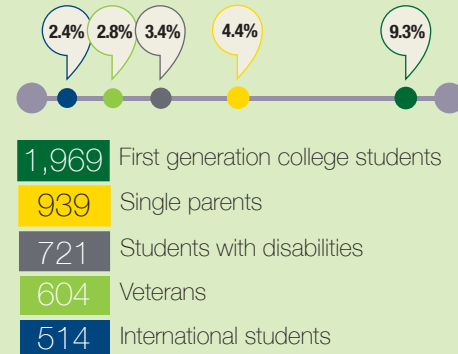
4,022 AWARDS GRANTED

2018-19

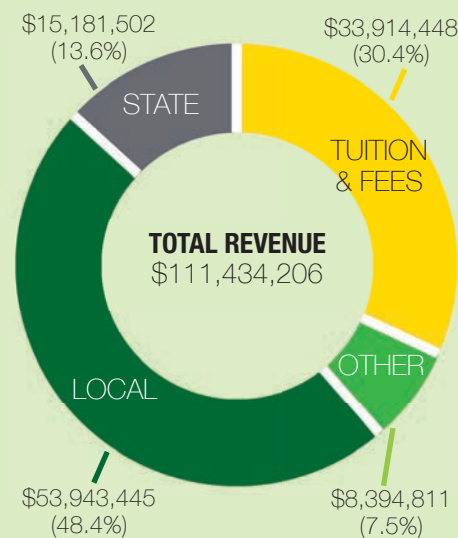
2,534 Certificates

1,488 Degrees

OTHER DEMOGRAPHICS



REVENUE BY SOURCE



AVERAGE ANNUAL TUITION & FEES



\$2,280



\$11,884

FALL 2019 STUDENT DEMOGRAPHICS

12,045 students

REGISTRATION STATUS

9,031 (75.0%) Part-time students
3,014 (25.0%) Full-time students

REGISTRATION TYPE

3,453 (28.7%) New students
7,524 (62.5%) Continuing students
1,068 (8.9%) Readmit students

GENDER*


Female: 6,387 (53.0%)
Male: 5,658 (47.0%)

ETHNICITY*

African American: 1,727 (14.6%)
Asian: 574 (4.9%)
Hispanic: 851 (7.2%)
Native American: 44 (0.4%)
Other Pacific Islander: 19 (0.2%)
White: 7,984 (67.5%)
Unknown: 215 (1.8%)
Two or More: 631 (5.3%)

* Percentages based on known data.

MORE FALL '19 DEMOGRAPHICS ON BACK



- 58** Associate Degrees Offered
- 79** Certificates Offered
- 48** Articulation Agreements, 2+2
- 48** Articulation Agreements, 3+1


137

PROGRAMS OFFERED

30 (21.9%) programs are available via distance learning

816

COURSES OFFERED



Washtenaw Community College does not discriminate on the basis of religion, race, color, national origin, age, sex, height, weight, marital status, disability, veteran status, sexual orientation, gender identity, gender expression, or any other protected status in its programs and activities. The following office has been designated to handle inquiries regarding non-discrimination policies, Title IX or ADA/504 inquiries: Vice President of Student & Academic Services, SC 247, 734-973-3536. Washtenaw Community College is accredited by the Higher Learning Commission,

230 South LaSalle Street, Suite 7-500, Chicago, IL 60604-1411, 800-621-7440, www.hlcommission.org.

For information about Washtenaw Community College, call 734-973-3300 or visit wccnet.edu.

74,807




TOTAL COURSE ENROLLMENTS

52,232 Traditional

19,109 Distance Learning

3,466 Mixed Mode

STUDENT HEADCOUNT



12,347 Traditional*

4,885 Distance Learning and Traditional


4,002 Distance Learning Only

* Includes Mixed Mode

FALL 2019 STUDENT DEMOGRAPHICS

12,045 students

AGE*



21 & under 5,573 (46.3%)

22-39 5,181 (43.0%)

40 & over 1,290 (10.7%)

26 Average Age

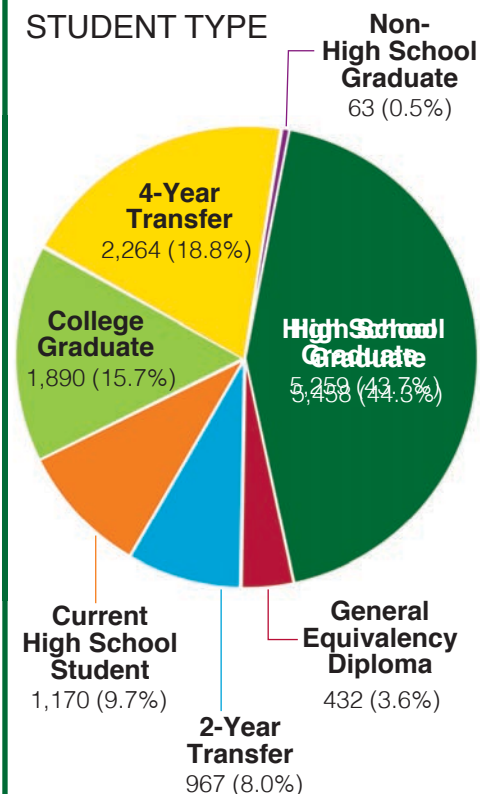
81.6%

9,826 students are categorized as **Degree Seeking**

7,780 students intend to **Transfer**

64.6%

STUDENT TYPE





Washtenaw Community College

FINANCIAL AID | 2018-19

6,121 students received ... \$32,063,725

... in some type of financial aid for the academic year.

Federal Pell Grants: \$13,129,069 to 4,289 students

% OF STUDENTS RECEIVING FINANCIAL AID BY SEMESTER



FALL 2018
37.6%



WINTER 2019
36.6%



SPRING/SUMMER 2019
23.1%

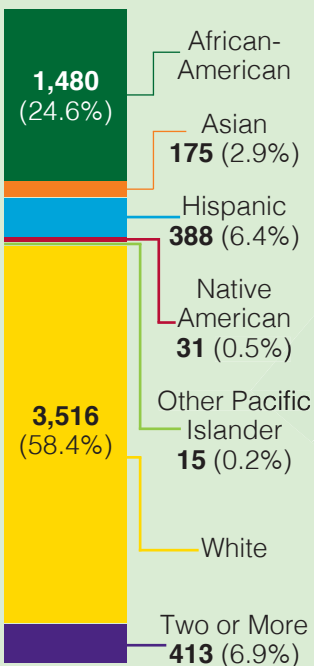
WCC Foundation Scholarships: \$971,844 to 960 students

GENDER*

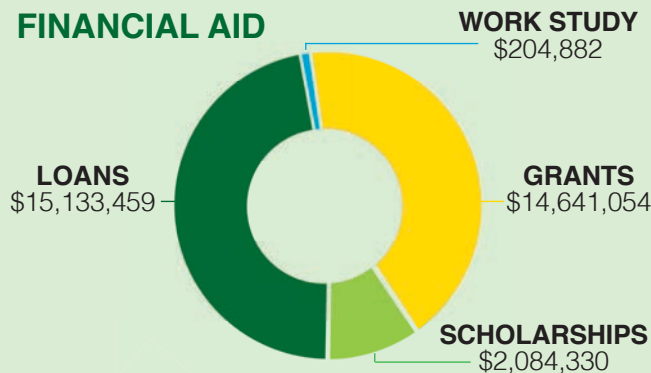
FEMALE
60.8%

MALE
39.2%

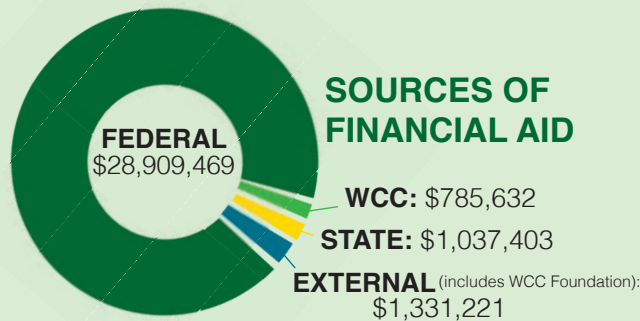
ETHNICITY*



TYPES OF FINANCIAL AID



Scholarships to high school grads: \$513,773 to 147 students



Washtenaw Community College does not discriminate on the basis of religion, race, color, national origin, age, sex, height, weight, marital status, disability, veteran status, sexual orientation, gender identity, gender expression, or any other protected status in its programs and activities. The following office has been designated to handle inquiries regarding non-discrimination policies, Title IX or ADA/504 inquires: Vice President of Student & Academic Services, SC 247, 734-973-3536. Washtenaw Community College is accredited by the Higher Learning Commission, 230 South LaSalle Street, Suite 7-500, Chicago, IL 60604-1411, 800-621-7440, www.hlcommission.org.

For information about Washtenaw Community College, call 734-973-3300 or visit wccnet.edu.

* Percentages based on known data.

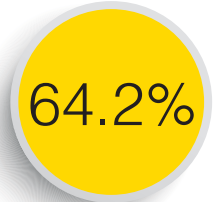
FALL 2019 FINANCIAL AID STUDENT DEMOGRAPHICS

REGISTRATION STATUS




1,556 students receiving financial aid were **Full-Time** (12 or more credits)

2,796 students were **Part-Time**



AGE OF STUDENTS



21 & under 1,852 (42.6%)
22-39 2,138 (49.1%)
40 & over 362 (8.3%)

26 Avg. Age

STUDENT TYPE

